

Bumps & Scales Cowl

Crochet Pattern by Kristie Cook

Teadoddles.com



This pattern is copyright by Kristie Cook 2018. Please do not copy, sell, or redistribute this pattern, rather link back to the original post. Anything made by you from patterns on this site is fine to use for gifts, charities, or to sell, again, just link back to the original post. Thanks!

Supplies Used

- ✓ Caron Simply Soft Tweeds in Gray Heather {#4-worsted, 5 oz/141 g, 250 yds/228 m} ~ I used all of 1 skein plus a small amount of a 2nd skein. There was 3-4 rows & finishing left to do when I finished the first.
- ✓ 4.5 mm{G/7 US} crochet hook

I did not do a gauge swatch for this pattern. Just know if you use a larger/smaller hook or yarn, you will have a larger/smaller cowl.

Abbreviations

ch - chain

tr - treble crochet

sl st - slip stitch

crab stitch - reverse sc, worked from left to right instead of right to left

ps {puff stitch/bump} - *yo, insert hook into stitch & pull up a loop* {3 loops on hook} repeat * to * 9 more times {21 loops on hook} yo & pull through all stitches, ch once

cs {crocodile stitch/scale} - {tr, ch 1, tr} into ch space {"V" made}, ch 4, put {2 tr & 2 dc} into 1st leg of "V", ch 1, put {2 dc & 3 tr} into 2nd leg of "V"

Bumps & Scales Cowl

Use the graph included to help see where the puff stitches (ps){bumps} & crocodile stitches (cs){scales} are located.

Increasing

row-1 ~ ch 7, tr in 5th ch from hook & in next two ch {1 box made}

row-2 ~ ch 7, turn, tr in 5th ch from hook & in next two ch, sl st into ch 4 of first box, ch 4, 3 tr into ch 4 of first box {2 boxes made}

row-3 ~ ch 7, turn, tr in 5th ch from hook & in next two ch, sl st into ch 4 of first box, ch 4, 1 ps into ch 4 of first box, sl st into ch 4 of 2nd box, ch 4, work 3 tr into ch 4 of 2nd box {2 boxes & 1 bump made}

row-4 ~ ch 7, turn, tr in 5th ch from hook & in next two ch, * sl st into ch 4 of next box, ch 4, 3 tr into ch 4 of box * Repeat * to * 3 more times {4 boxes made}

row-5 ~ ch 7, turn, tr in 5th ch from hook & in next two ch, * sl st into ch 4 of next box, ch 4, 1 cs into ch 4 of first box, sl st 7 times across top of cs, sl st into ch 4 of next box, ch 4, 3 tr into ch 4 of box* Repeat * to * 1 more time {3 boxes & 2 scales made}

row-6 ~ ch 7, turn, tr in 5th ch from hook & in next two ch, * sl st into ch 4 of next box, ch 4, 3 tr into ch 4 of box * Repeat * to * 5 more times {6 boxes made}

row-7 ~ ch 7, turn, tr in 5th ch from hook & in next two ch, * sl st into ch 4 of next box, ch 4, 1 ps into ch 4 of first box, sl st into ch 4 of next box, ch 4, 3 tr into ch 4 of box* Repeat * to * 2 more times {4 boxes & 3 bumps made}

row-8 ~ ch 7, turn, tr in 5th ch from hook & in next two ch, * sl st into ch 4 of next box, ch 4, 3 tr into ch 4 of box * Repeat * to * 7 more times {8 boxes made}

row-9 ~ ch 7, turn, tr in 5th ch from hook & in next two ch, * sl st into ch 4 of next box, ch 4, 1 cs into ch 4 of first box, sl st 7 times across top of cs, sl st into ch 4 of next box, ch 4, 3 tr into ch 4 of box* Repeat * to * 3 more times {5 boxes & 4 scales made}

row-10 ~ ch 7, turn, tr in 5th ch from hook & in next two ch, * sl st into ch 4 of next box, ch 4, 3 tr into ch 4 of box * Repeat * to * 9 more times {10 boxes made}

row-11 ~ ch 7, turn, tr in 5th ch from hook & in next two ch, * sl st into ch 4 of next box, ch 4, 1 ps into ch 4 of first box, sl st into ch 4 of next box, ch 4, 3 tr into ch 4 of box* Repeat * to * 4 more times {6 boxes & 5 bumps made}

Row 11 was the last row of increases

row-12 ~ ch 7, turn, tr in 5th ch from hook & in next two ch, * sl st into ch 4 of next box, ch 4, 3 tr into ch 4 of box * Repeat * to * 10 more times {11 boxes made}

row-13 ~ turn, sl st across 3 tr, sl st into ch 4 of box, ch 4, 3 tr into ch 4 of box, *sl st into ch 4 of next box, 1 cs into ch 4 of box, sl st 7 times across top of cs, sl st into ch 4 of next box, ch 4, 3 tr into ch 4 of box* Repeat * to * 4 more times {6 boxes & 5 scales made}

row-14 ~ Repeat row 12

row-15 ~ turn, sl st across 3 tr, sl st into ch 4 of box, ch 4, 3 tr into ch 4 of box, *sl st into ch 4 of next box, 1 ps into ch 4 of box, sl st into ch 4 of next box, ch 4, 3 tr into ch 4 of box* Repeat * to * 4 more times {6 boxes & 5 bumps made}

row-16 ~ Repeat row 12

row-17 ~ Repeat row 13

row-18 ~ Repeat row 12

row-19 ~ Repeat row 15

row-20 ~ Repeat row 12

row-21 ~ Repeat row 13

row-22 ~ Repeat row 12

row-23 ~ Repeat row 15

row-24 ~ Repeat row 12

row-25 ~ Repeat row 13

row-26 ~ Repeat row 12

row-27 ~ Repeat row 15

Decreasing

row-28 ~ turn, sl st across 3 tr, *sl st into ch 4 of next box, ch 4, 3 tr into ch 4 of box * Repeat * to * 9 more times {10 boxes made}

row-29 ~ turn, sl st across 3 tr, sl st into ch 4 of box, ch 4, 3 tr into ch 4 of box, *sl st into ch 4 of next box, 1 cs into ch 4 of box, sl st 7 times across top of cs, sl st into ch 4 of next box, ch 4, 3 tr into ch 4 of box* Repeat * to * 3 more times {5 boxes & 4 scales made}

row-30 ~ turn, sl st across 3 tr, *sl st into ch 4 of next box, ch 4, 3 tr into ch 4 of box * Repeat * to * 7 more times {8 boxes made}

row-31 ~ turn, sl st across 3 tr, sl st into ch 4 of box, ch 4, 3 tr into ch 4 of box, *sl st into ch 4 of next box, 1 ps into ch 4 of box, sl st into ch 4 of next box, ch 4, 3 tr into ch 4 of box* Repeat * to * 2 more times {4 boxes & 3 bumps made}

row-32 ~ turn, sl st across 3 tr, *sl st into ch 4 of next box, ch 4, 3 tr into ch 4 of box * Repeat * to * 5 more times {6 boxes made}

row-33 ~ turn, sl st across 3 tr, sl st into ch 4 of box, ch 4, 3 tr into ch 4 of box, *sl st into ch 4 of next box, 1 cs into ch 4 of box, sl st 7 times across top of cs, sl st into ch 4 of next box, ch 4, 3 tr into ch 4 of box* Repeat * to * 1 more time {3 boxes & 2 scales made}

row-34 ~ turn, sl st across 3 tr, *sl st into ch 4 of next box, ch 4, 3 tr into ch 4 of box * Repeat * to * 3 more times {4 boxes made}

row-35 ~ turn, sl st across 3 tr, sl st into ch 4 of box, ch 4, 3 tr into ch 4 of box, sl st into ch 4 of next box, 1 ps into ch 4 of box, sl st into ch 4 of next box, ch 4, 3 tr into ch 4 of box {2 boxes & 1 bump made}

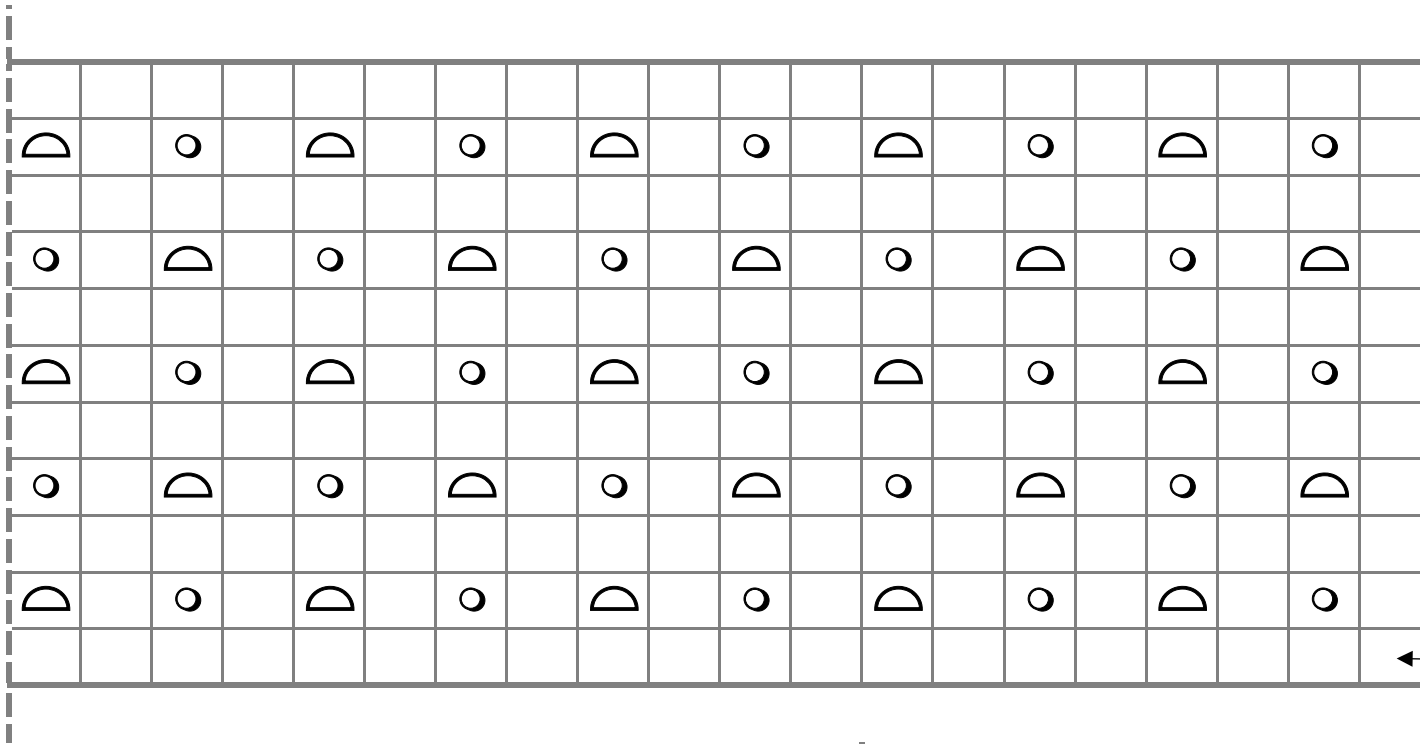
row-36 ~ turn, sl st across 3 tr, *sl st into ch 4 of next box, ch 4, 3 tr into ch 4 of box * Repeat * to * 1 more time {2 boxes made}

row-37 ~ turn, sl st across 3 tr, sl st into ch 4 of next box, ch 4, 3 tr into ch 4 of box {1 box made}

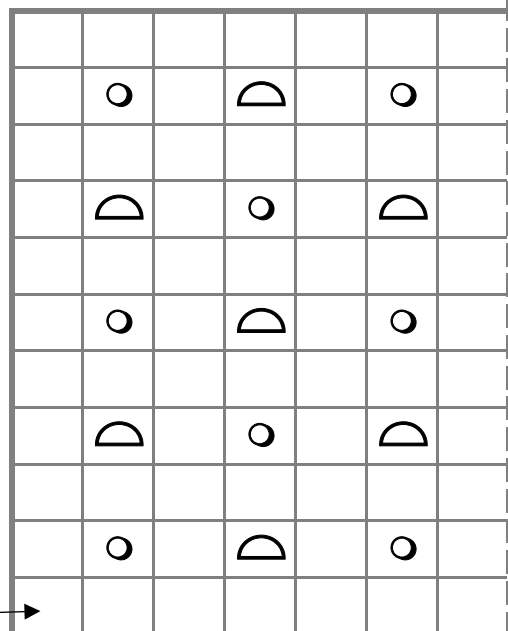
Finishing

sl st across 3 tr & top of ch 4 to corner of work


Work a crab stitch all the way along the long edge of the cowl to the other end. About 4 crab stitches per box. Fold the work in half, right sides together, & slip stitch the ends together. Work a crab stitch along the other side. Weave in ends.




← 1st box



last box →

 crocodile stitch {cs}

 puff stitch {ps}